

**FIRST QUARTER STATISTICS - FLAGSTAFF ARIZONA, SINGLE FAMILY HOMES - 2007 and 2008**

	<u>Sold</u>	<u>Avg. SF</u>	<u>High Price</u>	<u>Low Price</u>	Jan - March <u>Avg Orig*</u>	<u>Avg list</u>	<u>Avg Sale</u>	<u>Avg Pr/sf</u>	<u>Avg DOM</u>	<u>LP/SP</u>
2007	182	1963	\$1,650,000.00	\$165,000.00	\$447,658.00	\$441,238.00	\$424,398.00	\$215.35	115	96.18%
2008	121	2044	\$1,261,517.00	\$173,000.00	\$454,551.00	\$437,916.00	\$417,814.00	\$205.42	131	95.41%

First Quarter: Average Price/SF Dropped 4.6% from 2007 to 2008

\*Original Price is the original list price/ List price is the final price before receiving an offer

**SECOND QUARTER STATISTICS - FLAGSTAFF, ARIZONA - SINGLE FAMILY HOMES, 2007 and 2008**

	<u>Sold</u>	<u>Avg. SF</u>	<u>High Price</u>	<u>Low Price</u>	April - June <u>Avg Orig*</u>	<u>Avg list</u>	<u>Avg Sale</u>	<u>Avg Pr/sf</u>	<u>Avg DOM</u>	<u>LP/SP</u>
2007	200	2079	\$1,600,000.00	\$179,000.00	\$662,711.00	\$476,994.00	\$459,729.00	\$218.90	109	96.38%
2008	196	2044	\$1,900,000.00	\$150,000.00	\$480,829.00	\$446,329.00	\$425,745.00	\$203.84	126	94.78%

Second Quarter: Average Price/SF Dropped 6.9% from 2007 to 2008

**THIRD QUARTER STATISTICS - FLAGSTAFF ARIZONA, SINGLE FAMILY HOMES, 2007 & 2008**

	<u>Sold</u>	<u>Avg. SF</u>	<u>High Price</u>	<u>Low Price</u>	July - Sept <u>Avg. Orig*</u>	<u>Avg list</u>	<u>Avg Sale</u>	<u>Avg Pr/sf</u>	<u>Avg DOM</u>	<u>LP/SP</u>
2007	234	2025	\$4,100,000.00	\$105,000.00	\$621,000.00	\$480,095.00	\$452,641.00	\$217.36	118	94.32%
2008	227	2000	\$1,300,000.00	\$146,000.00	\$437,527.00	\$417,620.00	\$393,739.00	\$198.20	133	94.78%

Third Quarter: Average Price/SF Dropped 8.8% from 2007 to 2008

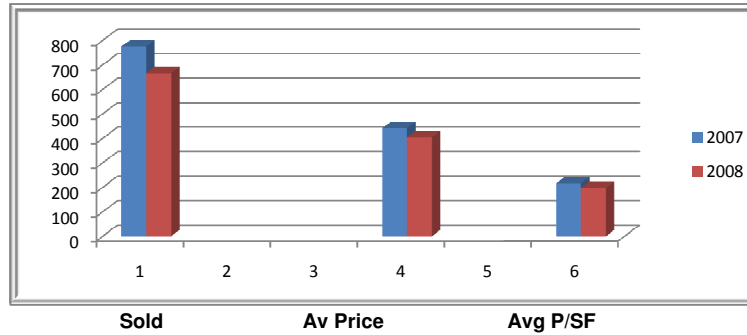
**FOURTH QUARTER STATISTICS, FLAGSTAFF, ARIZONA, SINGLE FAMILY HOMES, 2007, 2008**

	<u>Sold</u>	<u>Avg. SF</u>	<u>High Price</u>	<u>Low Price</u>	Oct - Dec <u>Avg. Orig*</u>	<u>Avg list</u>	<u>Avg Sale</u>	<u>Avg Pr/sf</u>	<u>Avg DOM</u>	<u>LP/SP</u>
2007	159	1999	\$2,200,000.00	\$45,000.00	\$478,464.00	\$456,199.00	\$428,632.00	\$213.07	124	93.96%
2008	123	2045	\$1,680,000.00	\$117,000.00	\$450,000.00	\$407,857.00	\$378,880.00	\$183.63	132	92.90%

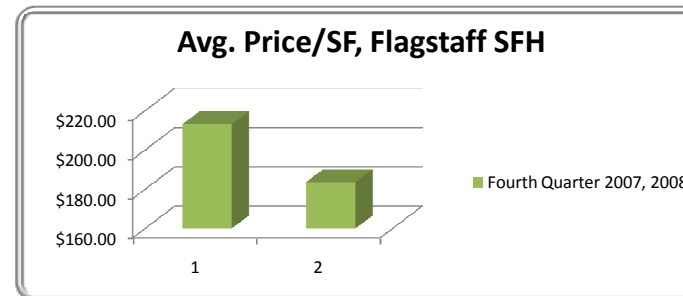
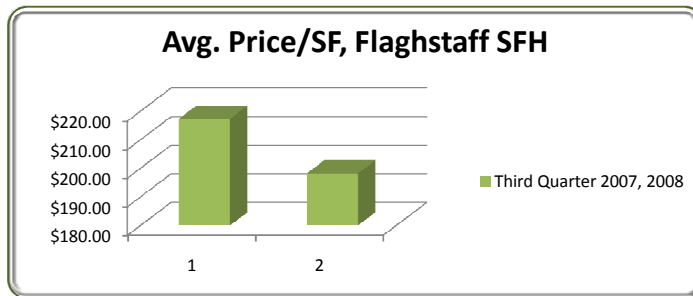
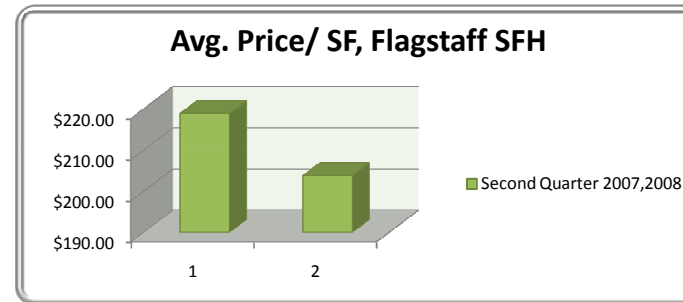
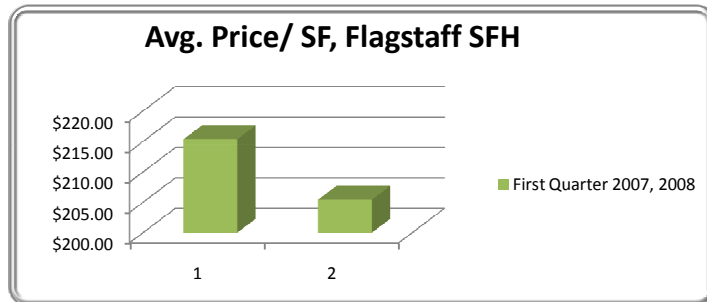
Fourth Quartier: Average Price/SF Dropped 13.8% from 2007 to 2008

<b>TOTALS - Flagstaff Single Family Homes Only</b>			
	<u>Sold</u>	<u>Avg Sale Pr.</u>	<u>Avg. Pr/SF</u>
2007 #	775	\$441.35	\$216.17
2008 #	667	\$404.04	\$197.77
8.5% drop from 2007 to 2008			

## GRAPHIC REPRESENTATION OF FLAGSTAFF YEARLY AND QUARTERLY STATS, 2007 & 2008



All Data is taken from the Northern Arizona Multiple Listing Service.  
 Eileen Schreiber is responsible for accuracy in presenting the data and apologizes in advance if you notice any mistakes.  
 Please call immediately if you do.



THIS REPORT IS PRESENTED BY EILEEN SCHREIBER, RUSS LYON SOTHEBY'S INTERNATIONAL REALTY. ALL RIGHTS RESERVED.  
 For questions or discussions of the data, (928) 226-7150 or eschreiber@russlyon.com

To easily search all available properties in Flagstaff, AZ, w <http://www.theflagstaffwebsite.com/>  
 Find Affordable Homes, Golf Properties, Neighborhood Searches and Luxury Properties.  
[Also check out Eileen's Flagstaff Real Estate Blog.](#)