

FIRST QUARTER STATISTICS - FLAGSTAFF ARIZONA, Condos and Townhomes, 2007-2008

		Jan - March								
	<u>Sold</u>	<u>Avg. SF</u>	<u>High Price</u>	<u>Low Price</u>	<u>Avg Orig*</u>	<u>Avg list</u>	<u>Avg Sale</u>	<u>Avg Pr/sf</u>	<u>Avg DOM</u>	<u>LP/SP</u>
2007	95	1224	\$572,666	\$133,106	\$265,436	\$261,310	\$256,448	\$208.95	94	98.14%
2008	48	2044	\$475,000	\$134,900	\$248,750	\$248,618	\$243,643	\$207.31	118	98.00%

First Quarter: Average Price/SF Dropped .78% from 2007 to 2008

*Original Price is the original list price/ List price is the final price before receiving an offer.

SECOND QUARTER STATISTICS - FLAGSTAFF, ARIZONA - Condos and Townhomes - 2007 & 2008

		April - June								
	<u>Sold</u>	<u>Avg. SF</u>	<u>High Price</u>	<u>Low Price</u>	<u>Avg Orig*</u>	<u>Avg list</u>	<u>Avg Sale</u>	<u>Avg Pr/sf</u>	<u>Avg DOM</u>	<u>LP/SP</u>
2007	129	129	\$530,000	\$112,035	\$233,205	\$230,205	\$226,579	\$212.43	128	98.25%
2008	70	1368	\$429,000	\$117,900	\$255,554	\$248,734	\$243,359	\$190.46	121	97.84%

Second Quarter: Average Price/SF Dropped 10.3% from 2007 to 2008

THIRD QUARTER STATISTICS - FLAGSTAFF ARIZONA, Condos and Townhomes, 2007 & 2008

		July - Sept								
	<u>Sold</u>	<u>Avg. SF</u>	<u>High Price</u>	<u>Low Price</u>	<u>Avg. Orig*</u>	<u>Avg list</u>	<u>Avg Sale</u>	<u>Avg Pr/sf</u>	<u>Avg DOM</u>	<u>LP/SP</u>
2007	127	1099	\$559,900	\$91,944	\$238,567	\$233,873	\$227,595	\$202	160	97.32%
2008	97	1203	\$442,000	\$97,020	\$370,433	\$232,539	\$224,686	\$193	115	96.62%

Third Quarter: Average Price/SF Dropped 4.2% from 2007 to 2008

FOURTH QUARTER STATISTICS, FLAGSTAFF, ARIZONA, Condos and Townhomes, 2007-2008

		Oct - Dec								
	<u>Sold</u>	<u>Avg. SF</u>	<u>High Price</u>	<u>Low Price</u>	<u>Avg. Orig*</u>	<u>Avg list</u>	<u>Avg Sale</u>	<u>Avg Pr/sf</u>	<u>Avg DOM</u>	<u>LP/SP</u>
2007	68	1099	\$398,000	\$121,500	\$231,968	\$221,006	\$221,006	\$204.40	114	97.31%
2008	40	1242	\$395,000	\$99,000	\$219,376	\$212,566	\$204,371	\$175.77	127	96.15%

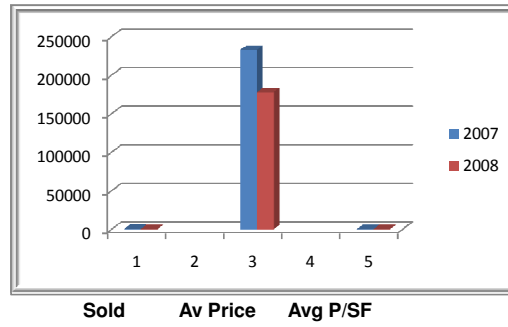
Fourth Quarter: Average Price/SF Dropped 14% from 2007 to 2008

TOTALS - Flagstaff Condos and Townhomes Only

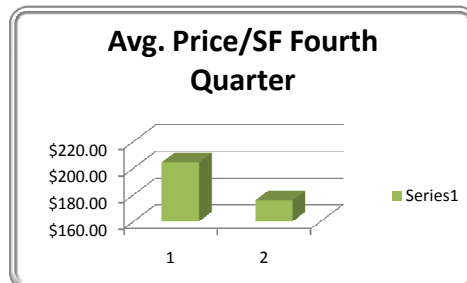
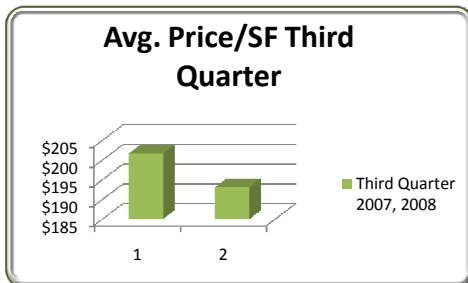
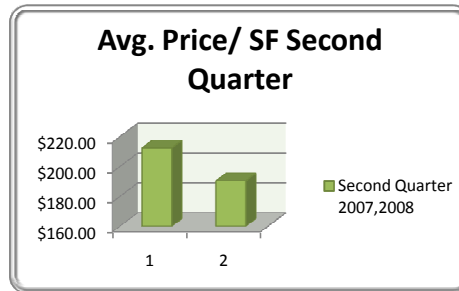
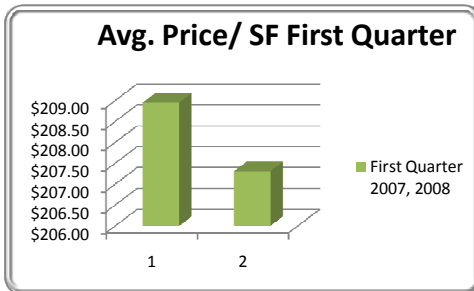
	<u>Sold</u>	<u>Avg Sale Pr.</u>	<u>Avg. Pr/SF</u>
2007	419	\$232,907	\$206.84
2008	255	\$177,973	\$191.64

7.28% % drop in Price/sf in Condos and Townhomes from 2007 to 2008

GRAPHIC REPRESENTATION OF FLAGSTAFF YEARLY AND QUARTERLY STATS, 2007 & 2008



All Data is taken from the Northern Arizona Multiple Listing Service.
 Eileen Schreiber is responsible for accuracy in presenting the data and apologizes in advance if you notice any mistakes.
 Please call immediately if you do.



THIS REPORT IS PRESENTED BY EILEEN SCHREIBER, RUSS LYON SOTHEBY'S INTERNATIONAL REALTY. ALL RIGHTS RESERVED.
 For questions or discussions of the data, (928) 226-7150 or eschreiber@russlyon.com

To easily search all available property <http://www.theflagstaffwebsite.com/>
 Find Affordable Homes, Golf Properties, Neighborhood Searches and Luxury Properties, and Daily market reports!
[Also check out Eileen's Flagstaff Real Estate Blog.](#)